



ANLY COUNTER

H5KLR MULTI-FUNCTION DIGITAL COUNTER



CHARACTERISTICS :

- Proximity and photoelectric switch compatible
- Protection against power surge and high frequency interference
- High-speed response allows 5,000 counts per second
- Online change of set value possible
- Four levels of key protection provided
- Count Up, Count Down or Count Up/Down mode user selectable
- Memory function available
- UL, C-UL recognized and CE certified

SPECIFICATION :

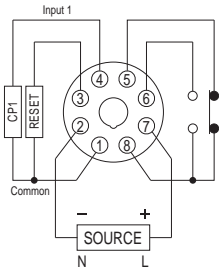
Operating voltage	AC/DC(V): 12~48 or 100~240
Allowable operating voltage range	85~110% of rated operating voltage
Rated frequency	50 / 60 Hz
Contact rating	250VAC 5A (resistive load)
Count speed	MAX 30, 1K or 5K cps
Reset time	MAX 0.1s
Power consumption	Approx. 2.5VA
Life	Mechanical: 5,000,000 times Electrical: 100,000 times
Ambient temperature	-10 ~ +50°C
Ambient humidity	MAX 85% RH
Weight	Approx. 120g

TYPE SELECTION :

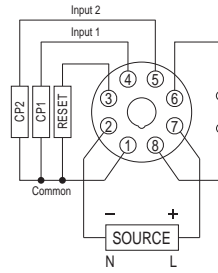
Type	H5KLR-8	H5KLR-8B	H5KLR-8M	H5KLR-11	H5KLR-11M
Count speed	Max 30, 1K or 5K cps(user program selectable)				
Output contact	1C	1a	1a	2C	1C
Memory	<input type="radio"/>	<input type="radio"/>	<input type="radio"/>	<input type="radio"/>	<input type="radio"/>
External Reset	<input type="radio"/>	<input type="radio"/>	<input type="radio"/>	<input type="radio"/>	<input type="radio"/>
Count Up	<input type="radio"/>	<input type="radio"/>	<input type="radio"/>	<input type="radio"/>	<input type="radio"/>
Count Down	<input type="radio"/>	<input type="radio"/>	<input type="radio"/>	<input type="radio"/>	<input type="radio"/>
Count Up/Down		<input type="radio"/>	<input type="radio"/>		<input type="radio"/>

CONNECTION :

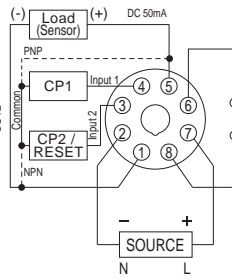
H5KLR-8



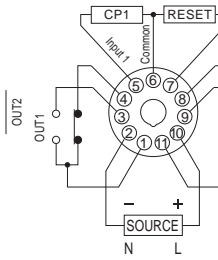
H5KLR-8B



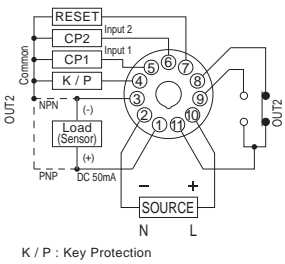
H5KLR-8M



H5KLR-11



H5KLR-11M



K / P : Key Protection

Note: NPN type => Common = 0V, PNP type => Common = +V. (whether can choose NPN type from PNP type by setting up parameter)

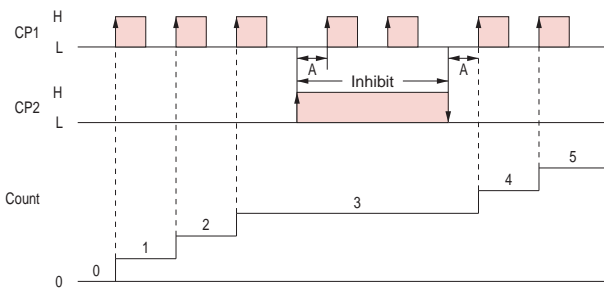
TIMING CHART :

Input Modes and Count Value

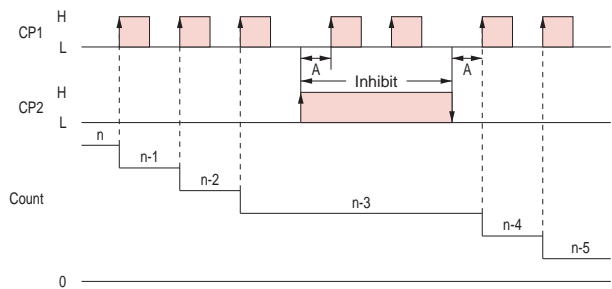
Please note: 1. "A" indicates minimum signal width; "B" indicates 1/2 of minimum signal width. Signals may not be counted if the minimums for A and B are not met.
2. H and L

Signal	No-voltage input	Voltage input
H	Short circuit	4.5 ~ 30 VDC
L	Open circuit	0 ~ 2 VDC

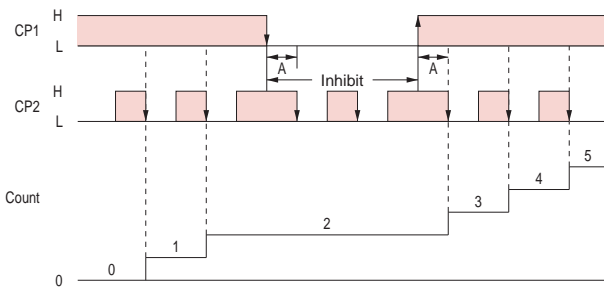
Up (increment) mode - Count at rising edge



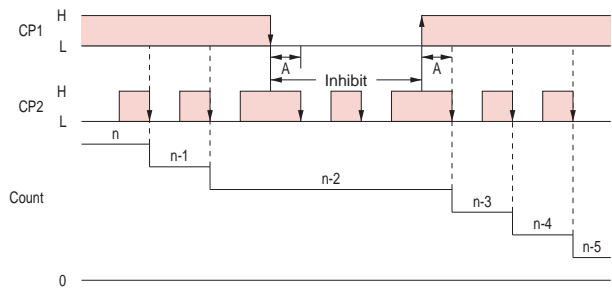
Down (decrement) mode - Count at rising edge



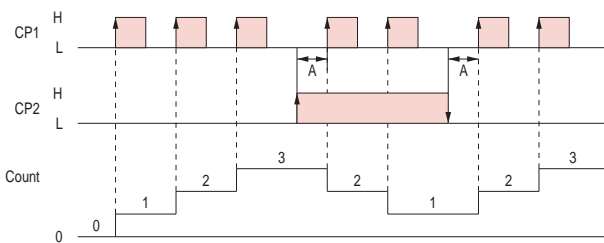
Up (increment) mode - Count at falling edge



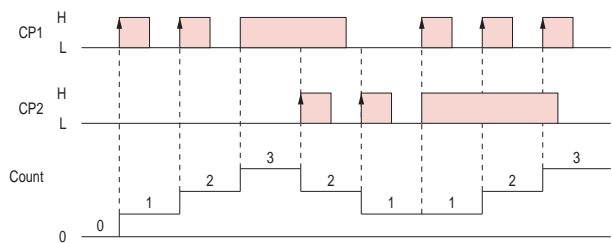
Down (decrement) mode - Count at falling edge



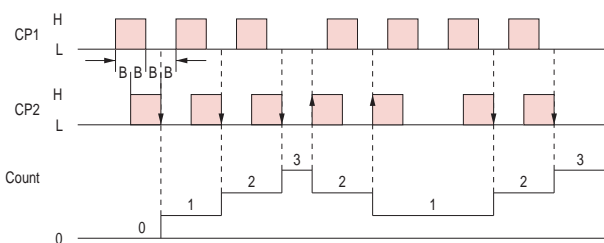
Up/Down A Command input mode



Up/Down B Individual input mode




Up/Down C Phase difference input mode (See note 1.)

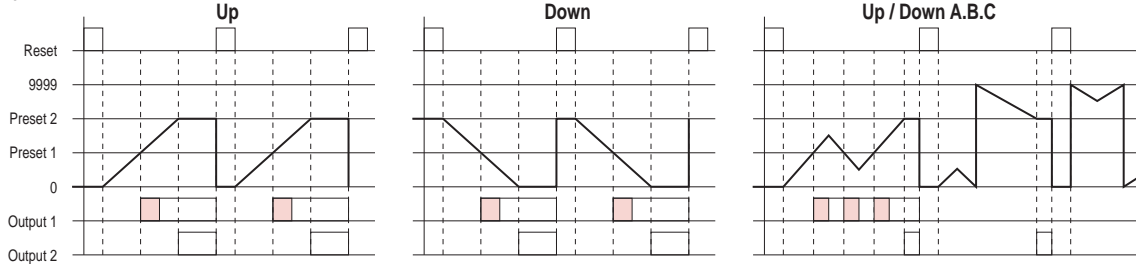


Note 1. Set the same counting speed for CP1 and CP2 when in Up/Down C mode.

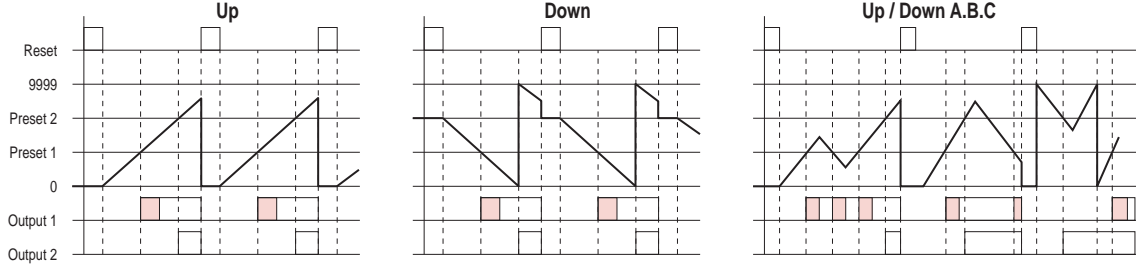
Input / Output Mode Setting



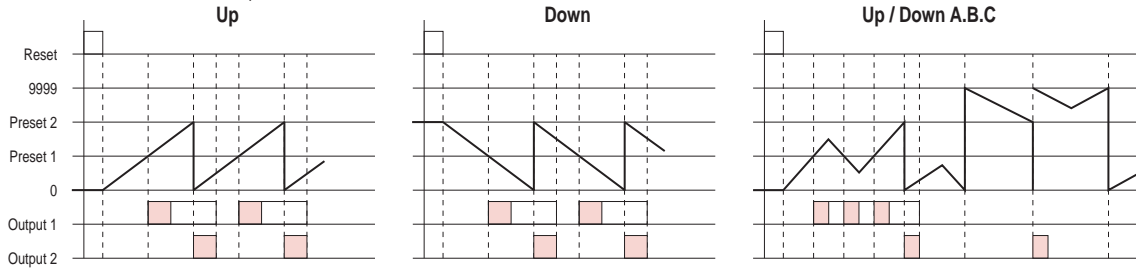
Output mode N : Output and present value display are maintained until reset.



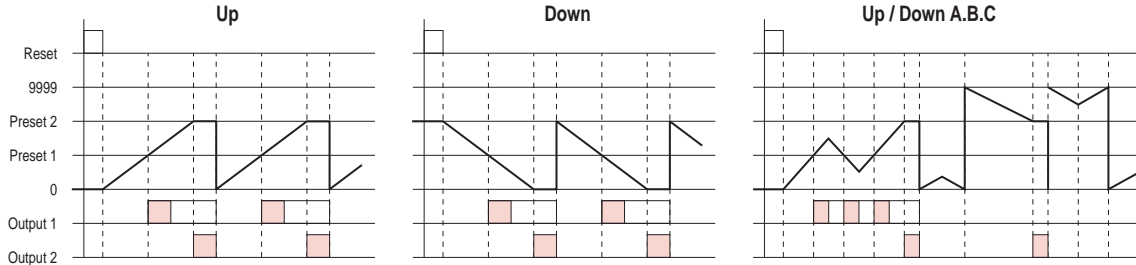
Output mode F : Present value display runs continuously. Outputs are maintained until reset.



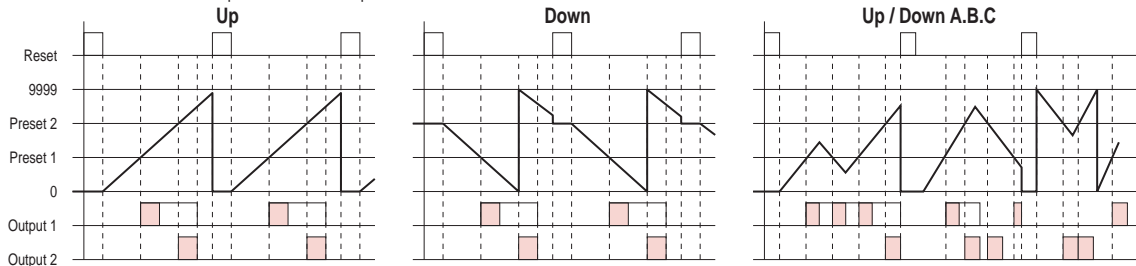
Output mode C : Present value is placed in reset start status as soon as count up is reached. The count up is not displayed. Outputs are 1-shot and operate repeatedly. Output 1 is self-holding, and goes off after expiration of the 1-shot period for Output 2. One-shot time periods for Output 1 and 2 are independent.



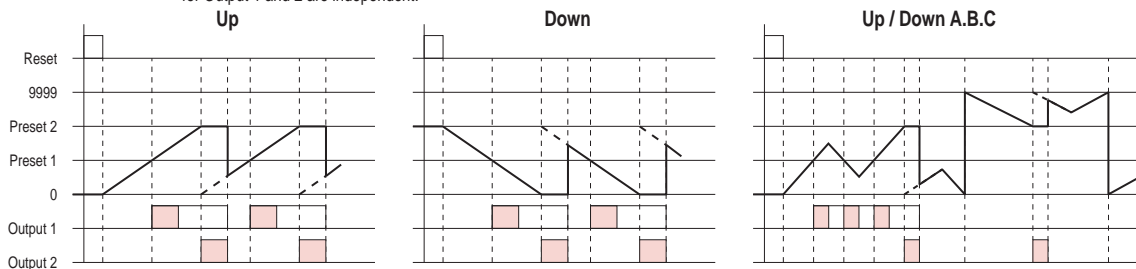
Output mode R : Present value is placed in reset start status as soon as count up is reached. Outputs are 1-shot and operate repeatedly. Output 1 is self-holding, and goes off after expiration of the 1-shot period for Output 2. One-shot time periods for Output 1 and 2 are independent.



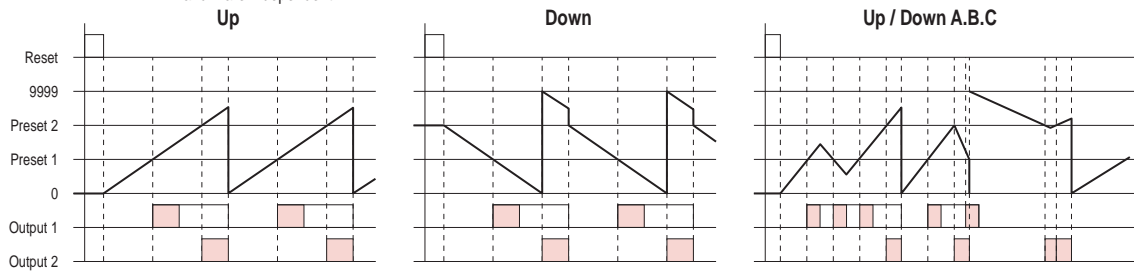
Output mode K : Present value runs continuously. Output 1 is self-holding, and goes off after expiration of the 1-shot period for Output 2. One-shot time periods for Output 1 and 2 are independent.



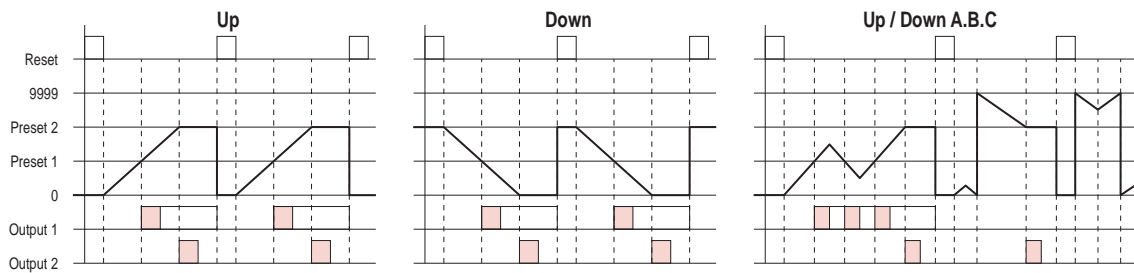
Output mode P : Present value display does not change during 1-shot time period, but reset start status is returned to as soon as count is reached. Outputs are 1-shot and operate repeatedly. Output 1 is self-holding, and goes off after expiration of the 1-shot period for Output 2. One-shot time periods for Output 1 and 2 are independent.



Output mode Q : Present value runs continuously through 1-shot time period and returns to reset start status immediately afterward. Outputs are 1-shot and operate repeatedly. Output 1 is self-holding, and goes off after expiration of the 1-shot period for Output 2. One-shot time periods for Output 1 and 2 are independent.

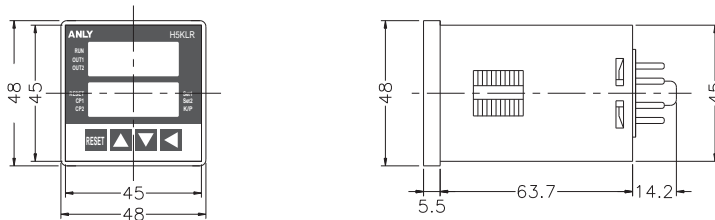


Output mode A : Present value and output 1 maintain status until reset. Output 1 and 2 operate independently.

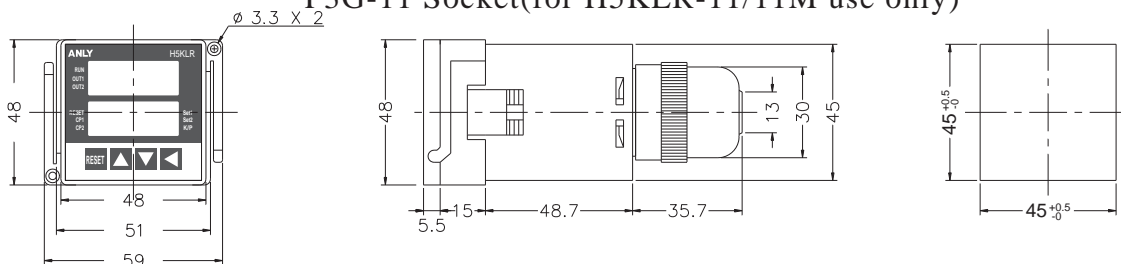


DIMENSIONS : (mm)

N type(Surface Mounting): Using P2CF-08 , PF085A Socket or PF113A Socket(for H5KLR-11/11M use only)



Y type(Flush Mounting): Using Y50 Frame & US-08 Socket , P3G-08 Socket or P3G-11 Socket(for H5KLR-11/11M use only)



ANLY ELECTRONICS CO., LTD.

<http://www.anly.com.tw>

TAIWAN MAIN OFFICE : ANLY ELECTRONICS CO., LTD.

No.19, Lane 202, Fushou St., Xinzhuang Dist., New Taipei City 242, Taiwan
TEL: +886-2-2996-3202 FAX: +886-2-2996-2017

MALAYSIA BRANCH : JUSTY ELECTRONICS (M) SDN, BHD.

No.1, Jalan 6/89B, Kawasan Perindustrian Trisegi, Batu 3 1/2 Off Jalan Sungei Besi, 57100 Kuala Lumpur, Malaysia
TEL: +60-3-7983-5758 FAX: +60-3-7981-5052

HONG KONG BRANCH : ANLY ELECTRONICS (HK) LTD.

Flat K, 13/F, Edward Mansion, 141 Prince Edward Road W., Kowloon, Hong Kong
TEL: +852-2397-2505 FAX: +852-2397-6080

SHANGHAI BRANCH : ANLY TECHNOLOGY (WUXI) CO., LTD.

Room 13G, No.831, Xinzha Rd., Jingan District, Shanghai, China 200041
TEL: +86-21-6218-3300 FAX: +86-21-6217-5911